

Signify Classified - Internal
Cooper Lighting Solutions Photometric Lab
1121 Highway 74 South
Peachtree City, GA 30269



Scaled data based on original data using
LM-79-08 Approved Method: Electrical and Photometric Measurements of Solid-
State Lighting Products

Test Report Prepared for
Cooper Lighting Solutions
(formerly Eaton)

Brand: STREETWORKS

Report Number: P879923

Luminaire Tested: **MEM2-HSN-VA-60-830-U-WT4**

Issue Date: 10/01/2024



Test Information

Test Method: LM-79-08
Report Number: P879923
Test Lab: INNOVATION CENTER(G3)
Issue Date: 10/01/2024
Manufacturer: COOPER LIGHTING SOLUTIONS (FORMERLY EATON)
Product Line: STREETWORKS
Catalog Number: MEM2-HSN-VA-60-830-U-WT4
Description: EPIC MODERN SHORT HOUSING 60W 80CRI 3000K VISUAL COMFORT FIXTURE w/
DRIVE LANE TYPE IV DISTRIBUTION OPTIC
Light Source: (1) 3000K CCT, 80 CRI LEDS
Ballast/Driver: ELECTRONIC DRIVER

Summary

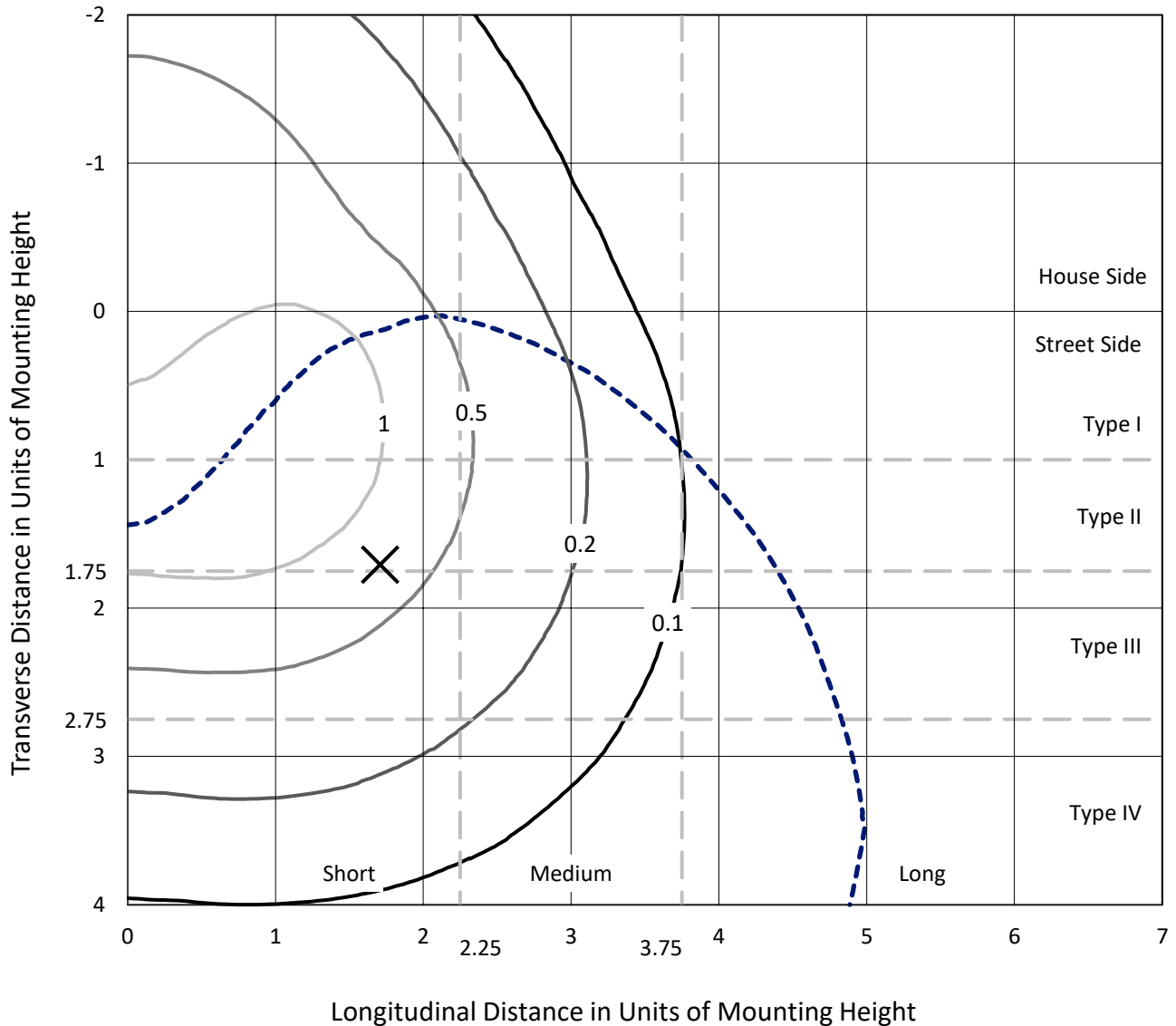
Lumens per Lamp: N/A
Luminaire Lumens: 5460.8 lumens
Efficiency: N/A
Efficacy: 92.6 lumens/watt
Luminous Opening: Circular (Dia: 1.12' x H: 0')
IES Classification: Type IV - Short
BUG Rating: B2 - U0 - G3

Input Watts (W): 59
Input Voltage (V): 120
Input Current (Ain): NR
Voltage Rise (V): NR
Power Factor: 0.99
Total Harmonic Distortion (THDi): 8%
Frequency (hertz): 60
Stabilization Time: NR
Operation Time: NR
Ambient Temperature (°C): NR
Test Distance: 24 FT

REPORT NUMBER: P879923
 CATALOG NUMBER: MEM2-HSN-VA-60-830-U-WT4

Iso-Footcandle Lines of Horizontal Illumination

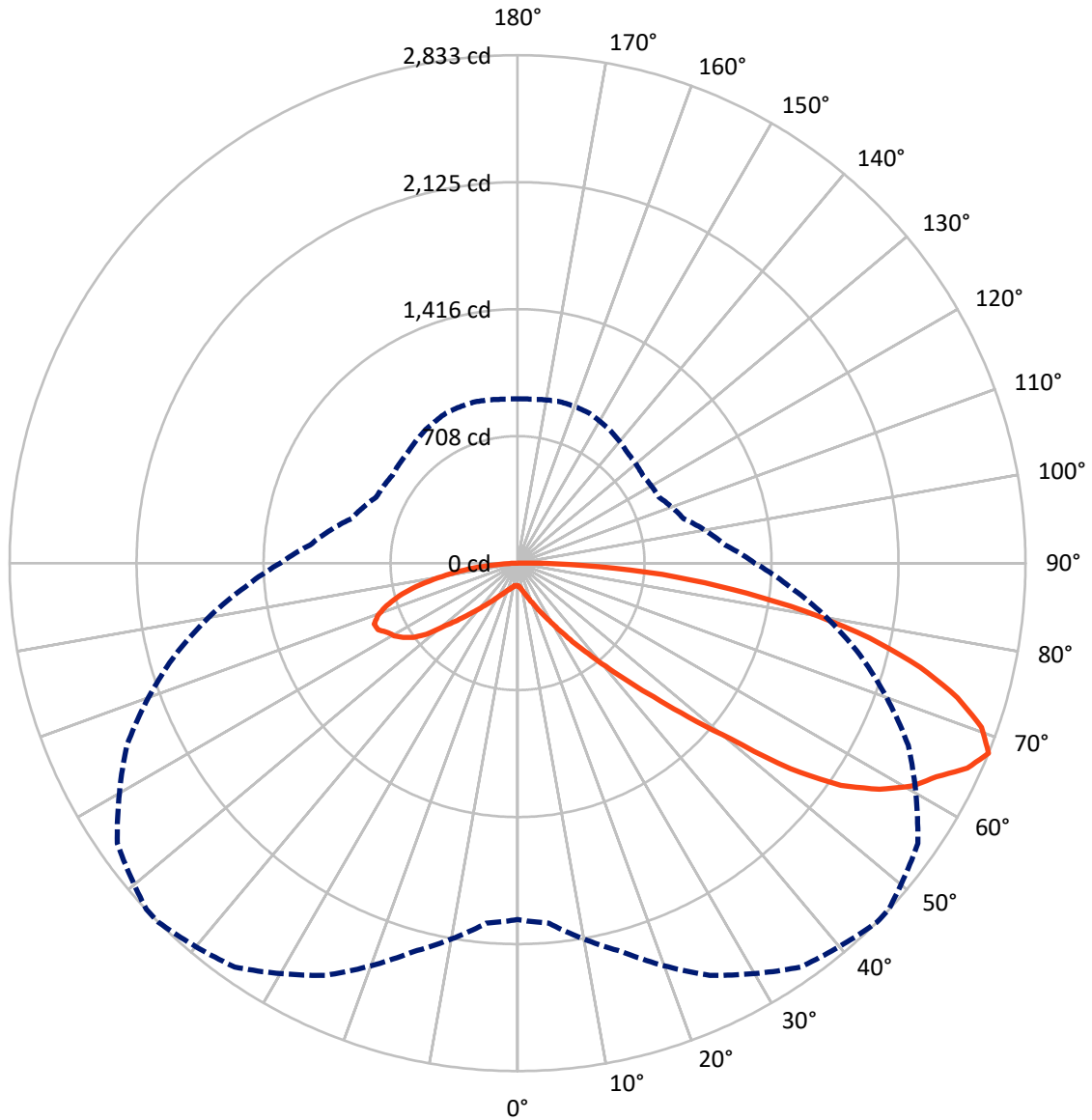
× Max cd
 - - - 1/2 Max cd



Based on 15 foot mounting height. Maximum calculated value = 1.9 fc
 Type IV - Short - N/A

REPORT NUMBER: P879923
CATALOG NUMBER: MEM2-HSN-VA-60-830-U-WT4

Luminous Intensity Polar Plot



— Vertical Plane Through 45-Deg Lateral - - - Horizontal Cone Through 67.5-Deg Vertical

REPORT NUMBER: P879923
 CATALOG NUMBER: MEM2-HSN-VA-60-830-U-WT4

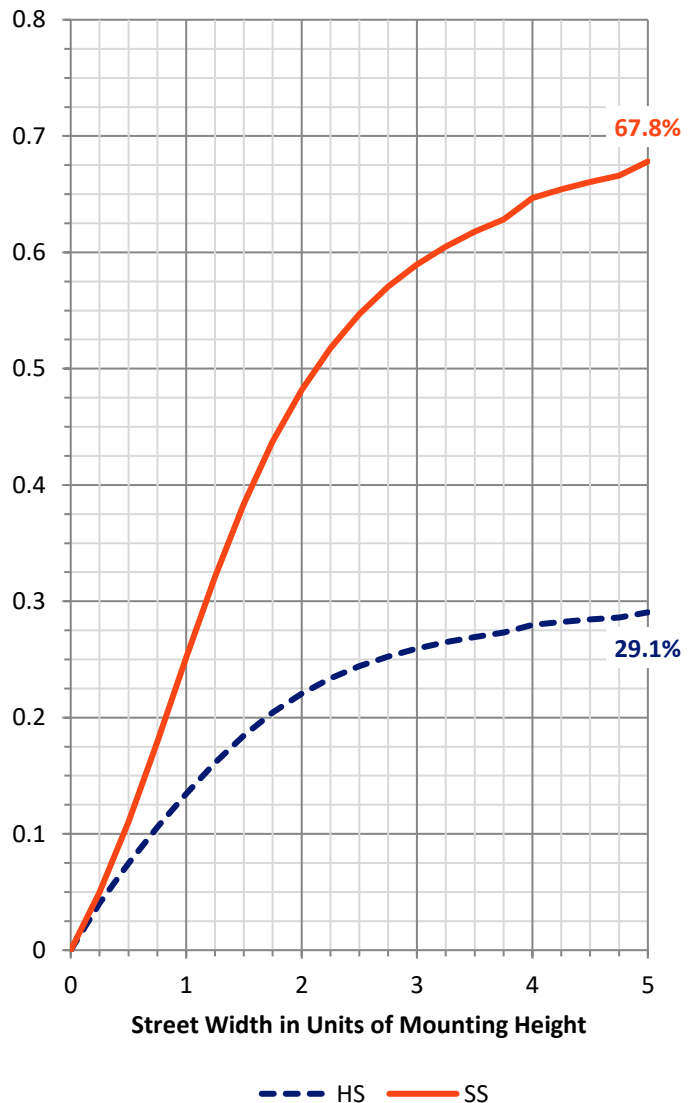
FLUX DISTRIBUTION:

		Downward	Upward	Total
House Side	Lumens	1618.4	0.0	1618.4
	% Fixture	29.6	0.0	29.6
Street Side	Lumens	3842.5	0.0	3842.5
	% Fixture	70.4	0.0	70.4
Total	Lumens	5460.8	0.0	5460.8
	% Fixture	100.0	0.0	100.0

Coefficient of Utilization

ZONAL LUMENS:

Zone	Lumens	% Fixture
0°-10°	12.9	0.2
10°-20°	48.6	0.9
20°-30°	114.5	2.1
30°-40°	251.0	4.6
40°-50°	546.4	10.0
50°-60°	1122.7	20.6
60°-70°	1581.8	29.0
70°-80°	1342.9	24.6
80°-90°	440.1	8.1
90°-100°	0.0	0.0
100°-110°	0.0	0.0
110°-120°	0.0	0.0
120°-130°	0.0	0.0
130°-140°	0.0	0.0
140°-150°	0.0	0.0
150°-160°	0.0	0.0
160°-170°	0.0	0.0
170°-180°	0.0	0.0
0°-90°	5460.8	100.0
0°-180°	5460.8	100.0



REPORT NUMBER: P879923

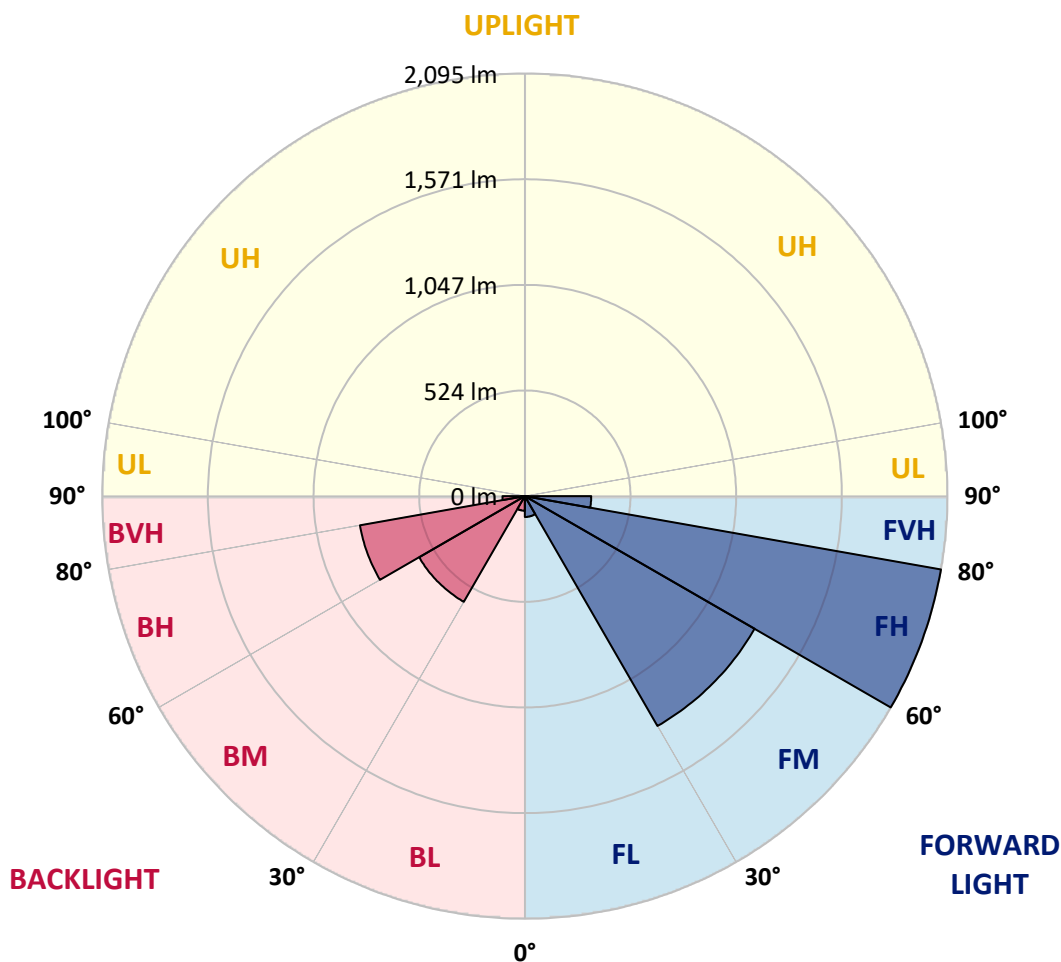
CATALOG NUMBER: MEM2-HSN-VA-60-830-U-WT4

LUMINAIRE CLASSIFICATION SYSTEM LUMEN TABLE AND BUG RATING:

Zone	Lumens	% Fixture	Zone Rating/Lumen Limit		
			B	U	G
FL (0°-30°)	103.3	1.9			
FM (30°-60°)	1315.3	24.1			
FH (60°-80°)	2094.8	38.4			G2/5000
FVH (80°-90°)	329.1	6.0			G3/500
BL (0°-30°)	72.6	1.3	B0/110		
BM (30°-60°)	604.9	11.1	B1/1000		
BH (60°-80°)	829.9	15.2	B2/1000		G2/1000
BVH (80°-90°)	111.0	2.0			G2/225
UL (90°-100°)	0.0	0.0		U0/0	
UH (100°-180°)	0.0	0.0		U0/0	

BUG Rating: B2-U0-G3

Type IV Short





REPORT NUMBER: P879923

CATALOG NUMBER: MEM2-HSN-VA-60-830-U-WT4

CANDELA DISTRIBUTION (FULL):

	0°	5°	15°	25°	35°	45°	47°	55°	65°	75°	85°
0°	126.1	126.1	126.1	126.1	126.1	126.1	126.1	126.1	126.1	126.1	126.1
2.5°	130.0	129.4	130.0	130.0	130.0	129.4	129.4	129.4	128.9	128.3	127.8
5°	137.8	137.8	137.8	137.3	137.3	136.1	136.1	135.6	134.5	133.3	132.2
7.5°	148.4	147.9	147.9	147.3	146.7	145.6	145.1	144.5	142.3	140.6	138.4
10°	161.2	161.2	160.7	159.6	159.6	156.8	157.3	156.2	153.4	150.1	146.2
12.5°	176.9	176.9	175.8	175.8	174.6	172.4	171.8	170.2	167.4	161.8	157.3
15°	194.2	194.2	195.3	194.2	193.0	190.3	190.3	188.0	181.9	177.4	170.7
17.5°	215.9	213.1	214.8	214.2	214.2	212.6	210.9	208.1	203.1	195.3	186.9
20°	238.2	238.8	237.1	238.8	239.4	237.1	237.1	233.8	226.5	217.0	203.6
22.5°	266.1	266.1	262.8	267.3	270.0	268.4	267.8	261.1	252.2	239.4	226.0
25°	295.2	294.0	299.6	300.7	306.9	306.3	305.8	299.6	286.2	270.6	250.0
27.5°	328.1	329.7	340.3	343.1	349.3	348.7	348.2	341.5	327.0	305.8	279.0
30°	368.8	371.0	381.1	390.6	401.2	402.3	401.2	395.6	374.4	346.5	316.4
32.5°	416.2	422.4	432.4	448.6	462.0	468.1	469.2	459.2	435.2	398.4	358.8
35°	480.9	475.9	489.9	516.7	539.0	551.2	550.7	537.3	511.1	464.2	407.9
37.5°	544.6	542.9	564.6	599.8	629.9	640.0	642.7	633.8	600.3	538.4	472.0
40°	610.9	624.9	650.0	690.7	735.4	756.6	758.2	745.4	699.7	629.9	542.3
42.5°	697.4	711.4	743.2	793.4	858.1	893.3	895.5	881.0	825.8	735.4	627.1
45°	806.8	814.6	848.1	924.5	1007.6	1064.0	1080.2	1062.3	994.3	868.7	732.6
47.5°	924.5	924.5	979.2	1080.2	1205.7	1279.9	1292.2	1276.0	1174.5	1023.3	850.3
50°	1055.6	1056.2	1143.2	1287.7	1446.2	1538.8	1548.3	1509.2	1386.5	1180.6	970.3
52.5°	1191.8	1206.3	1333.5	1552.2	1764.8	1906.5	1916.0	1870.8	1707.3	1406.0	1098.0
55°	1379.2	1402.1	1586.8	1855.2	2076.1	2187.7	2188.2	2134.1	1937.7	1624.7	1250.9
57.5°	1639.2	1648.2	1820.6	2094.5	2303.2	2379.6	2374.0	2294.8	2068.3	1746.9	1376.4
60°	1854.0	1874.7	2015.3	2269.7	2473.4	2525.8	2519.7	2414.8	2157.6	1818.3	1436.7
62.5°	1995.2	2005.2	2150.9	2395.2	2578.2	2622.3	2615.6	2518.0	2266.9	1942.8	1537.1
65°	2029.2	2046.0	2230.7	2478.9	2656.4	2755.7	2751.2	2698.8	2441.0	2034.8	1584.6
67.5°	1987.9	2015.8	2242.4	2536.4	2750.1	2832.7	2830.4	2725.0	2403.6	1975.7	1524.9
70°	1903.7	1927.7	2208.9	2530.3	2722.8	2745.1	2727.8	2607.3	2293.7	1877.5	1435.6
72.5°	1770.9	1811.6	2086.1	2390.2	2550.9	2565.4	2559.3	2412.0	2128.5	1708.4	1300.6
75°	1596.8	1646.5	1895.3	2141.4	2294.3	2319.4	2307.6	2178.8	1892.0	1497.0	1133.2
77.5°	1376.4	1404.3	1594.0	1827.8	2003.6	2008.0	2001.3	1857.4	1593.5	1253.7	953.5
80°	1084.6	1101.4	1266.0	1460.7	1606.3	1624.2	1618.0	1520.9	1265.4	992.0	743.7
82.5°	803.4	792.3	902.7	1062.3	1206.8	1207.9	1218.0	1110.3	947.4	719.7	532.3
85°	462.5	467.0	563.0	671.8	759.4	810.1	809.6	757.7	609.3	458.1	324.7
87.5°	128.9	138.9	199.7	290.7	330.3	359.3	348.7	314.7	254.4	143.9	82.6
90°	0.0	0.0	0.0	0.0	0.0	0.0	0.0	0.0	0.0	0.0	0.0



REPORT NUMBER: P879923

CATALOG NUMBER: MEM2-HSN-VA-60-830-U-WT4

CANDELA DISTRIBUTION (continued):

	90°	95°	105°	115°	125°	135°	145°	155°	165°	175°	180°
0°	126.1	126.1	126.1	126.1	126.1	126.1	126.1	126.1	126.1	126.1	126.1
2.5°	127.8	127.2	126.7	126.1	125.0	125.0	124.4	125.0	125.0	125.0	125.0
5°	131.1	130.6	128.9	127.8	126.1	125.0	124.4	124.4	124.4	124.4	124.4
7.5°	136.7	136.1	133.3	131.1	128.9	127.8	126.7	126.1	125.5	125.0	125.5
10°	145.1	142.8	140.0	136.7	133.3	131.7	130.0	129.4	128.9	128.3	128.3
12.5°	154.5	152.9	147.9	143.4	140.0	137.3	135.0	133.9	133.3	132.8	132.8
15°	167.4	164.0	157.3	151.8	146.7	143.4	141.2	140.0	139.5	138.9	138.9
17.5°	181.9	177.4	168.5	161.2	155.7	151.2	148.4	146.7	145.6	146.2	146.7
20°	198.6	191.4	181.3	172.4	165.2	160.1	157.3	155.1	154.0	154.5	155.1
22.5°	218.2	210.3	195.8	185.2	176.3	170.2	167.4	165.7	164.6	164.0	162.9
25°	240.5	230.4	213.7	199.2	188.6	182.4	179.1	178.0	176.9	175.8	175.8
27.5°	267.3	255.5	232.7	217.0	204.2	198.1	194.2	192.5	192.5	190.8	190.8
30°	298.5	282.9	255.0	234.3	221.5	213.7	209.2	208.7	207.6	209.2	209.2
32.5°	335.9	314.7	280.6	256.7	242.1	234.9	230.4	229.3	227.6	228.8	232.1
35°	382.7	355.4	314.7	286.2	268.4	261.1	255.5	255.0	252.2	255.0	250.5
37.5°	435.2	405.1	350.9	317.5	297.9	289.6	285.7	284.0	283.4	283.4	280.1
40°	499.4	463.1	397.3	356.0	333.6	323.6	319.7	319.1	318.0	321.9	318.0
42.5°	578.6	523.3	445.2	398.4	375.5	364.9	360.4	358.8	361.5	363.2	362.7
45°	666.7	607.0	506.6	452.5	426.3	415.7	409.5	407.9	409.0	409.0	414.6
47.5°	768.3	698.0	576.9	511.6	487.6	474.8	470.9	465.3	462.5	461.4	470.9
50°	874.3	786.7	648.9	575.8	554.0	544.0	545.1	534.0	530.0	525.6	524.5
52.5°	980.9	881.5	730.9	665.1	640.0	645.0	642.7	631.0	608.2	602.6	589.2
55°	1108.6	988.7	809.6	730.9	709.1	713.0	722.0	722.0	717.0	704.7	694.1
57.5°	1216.9	1077.4	868.7	770.5	751.5	761.6	779.4	792.8	804.6	813.5	812.9
60°	1277.1	1132.1	907.2	800.6	778.3	797.9	824.6	847.5	872.6	898.8	897.7
62.5°	1360.3	1208.5	975.8	854.2	815.7	821.8	852.5	892.1	915.0	936.8	942.9
65°	1382.0	1222.5	1001.5	892.1	860.9	862.0	882.7	915.0	934.6	940.1	943.5
67.5°	1323.4	1161.1	959.1	869.8	853.1	868.7	902.2	927.9	930.6	917.3	916.1
70°	1235.3	1085.8	892.1	817.4	806.8	830.8	874.9	905.5	898.8	871.5	869.8
72.5°	1110.9	971.9	802.3	748.2	737.6	767.7	806.8	839.1	829.1	808.5	806.8
75°	961.3	831.3	693.5	653.3	652.8	685.7	719.7	739.3	738.7	724.2	719.7
77.5°	799.0	693.5	571.3	535.1	548.5	579.7	604.8	619.3	614.3	609.3	607.6
80°	625.5	531.7	440.8	419.0	439.7	450.3	477.0	475.9	478.7	468.1	475.9
82.5°	445.2	383.3	315.8	306.3	309.1	330.3	344.8	343.1	335.9	328.1	324.7
85°	270.0	236.0	202.5	189.1	198.6	197.0	205.9	198.6	194.2	190.3	193.6
87.5°	74.8	64.7	61.9	44.6	55.2	43.5	45.8	31.8	27.9	33.5	29.0
90°	0.0	0.0	0.0	0.0	0.0	0.0	0.0	0.0	0.0	0.0	0.0

Cooper Lighting Solutions Photometric Lab
1121 Highway 74 South
Peachtree City, GA 30269



LM-79-2019: Approved Method: Electrical and Photometric Measurements of Solid-State Lighting Products

Report Prepared for

Cooper Lighting Solutions

Streetworks

Report Number: SP1-2407-176-7

Test Date: 09/27/2024

Luminaire Tested: MEM2-HTN-VA-30-830-U-WQ

Data in this report applies to families of products including MEM2-HTN-VA-30-830-U-WQ

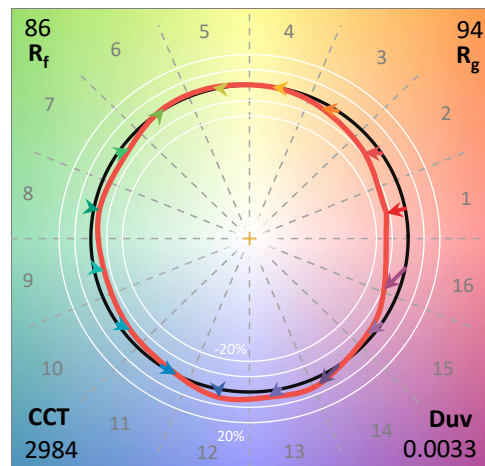
Test Information

Test Method: LM-79-2019
 Report Number: SP1-2407-176-7
 Test Lab: COOPER LIGHTING SOLUTIONS
 Photometer: SP1 - 76IN SPHERE
 Measurement Geometry: 4π
 Issue Date: 09/27/2024
 Manufacturer: COOPER LIGHTING SOLUTIONS
 Product Line: Streetworks
 Catalog Number: **MEM2-HTN-VA-30-830-U-WQ**
 Description: EPIC MODERN VISUAL COMFORT 30W WAVESTREAM WIDE

Spectral Parameters

CCT (K): 2984
 CIE u': 0.2500
 CIE v': 0.5264
 Duv: 0.0033
 CIE x: 0.4431
 CIE y: 0.4147
 CIE z: 0.1422
 Peak Wavelength (nm): 601
 Dominant Wavelength (nm): 581
 Purity: 57.4798
 Rf: 85.8
 Rg: 94.1

CRI (Ra):	81.8		
R1:	79.4	R9:	-1.1
R2:	89.9	R10:	78.4
R3:	96.6	R11:	80.8
R4:	80.6	R12:	72.8
R5:	80.1	R13:	81.7
R6:	88.9	R14:	98.5
R7:	82.6	R15:	70.2
R8:	56.0		



Test Conditions

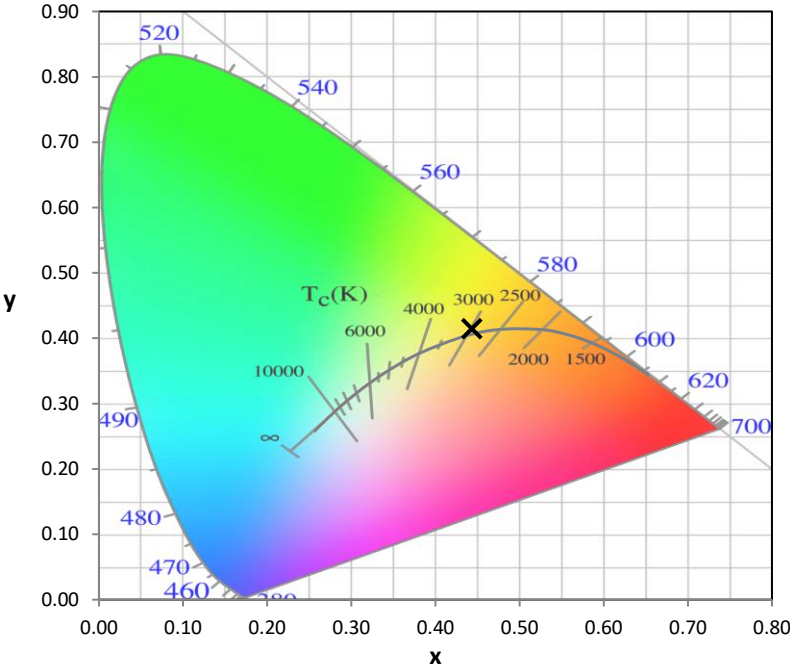
Stabilization Time: 29M
 Operation Time: 1H 29M
 Sphere Temperature (°C): 25.2

REPORT NUMBER: SP1-2407-176-7

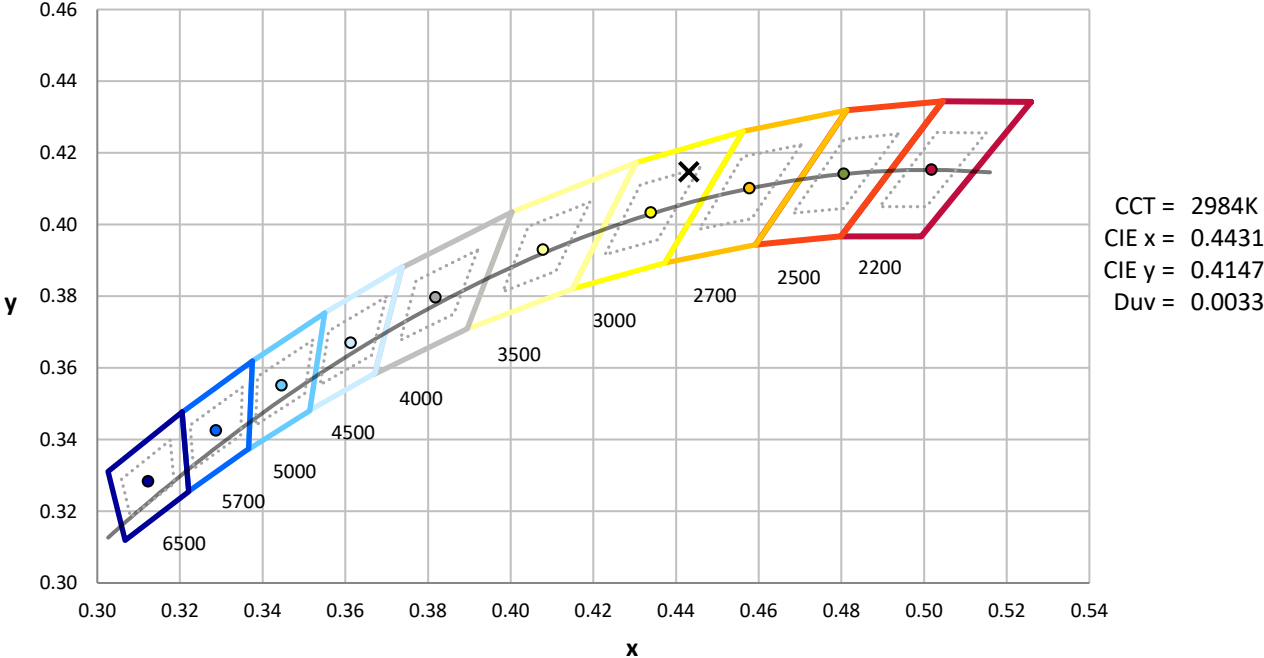
Measurement and Test Equipment			
Instrument	Identification Number	Calibration Date	Calibration Due Date
Photometer	IN0058	6/18/2024	12/18/2024
Power Meter	INXT2011004	2/8/2024	2/8/2025
AC Power Source	IN0063	10/24/2023	10/24/2024
DC Power Source	IN0208	10/24/2023	10/24/2024
Sphere Thermometer	IN0085	10/24/2023	10/24/2024
Room Thermometer	IN0046	10/24/2023	10/24/2024

REPORT NUMBER: SP1-2407-176-7

CIE 1931 Chromaticity Diagram



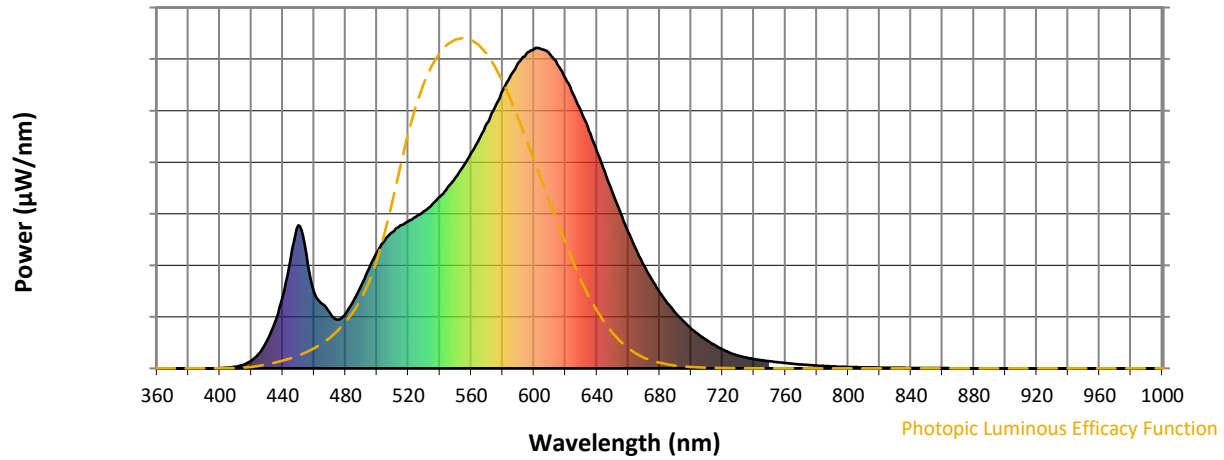
CIE 1931 Chromaticity Diagram with 2017 ANSI 7-Step and 4-Step Quadrangles



Point lies inside the ANSI 3000K 4-step quadrangle

REPORT NUMBER: SP1-2407-176-7

Photopic Flux vs. Wavelength

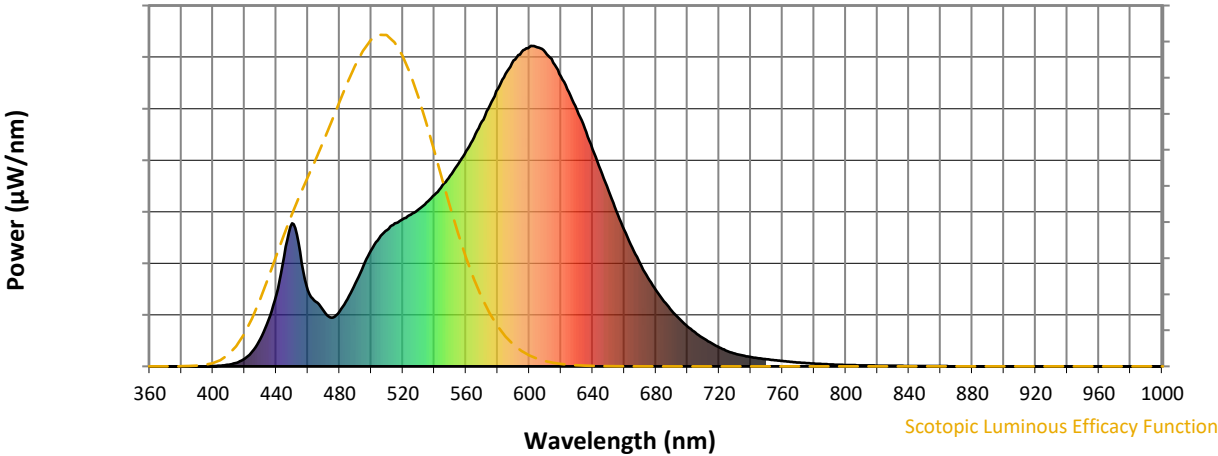


Photopic Lumens: NR

λ (nm)	Power W [^] /nm	Lumens (φ/nm)	λ (nm)	Power W [^] /nm	Lumens (φ/nm)	λ (nm)	Power W [^] /nm	Lumens (φ/nm)	λ (nm)	Power W [^] /nm	Lumens (φ/nm)	λ (nm)	Power W [^] /nm	Lumens (φ/nm)
360	0	NR	490	260	NR	620	905	NR	750	22	NR	880	0	NR
365	0	NR	495	312	NR	625	856	NR	755	19	NR	885	0	NR
370	0	NR	500	362	NR	630	801	NR	760	17	NR	890	0	NR
375	0	NR	505	399	NR	635	742	NR	765	14	NR	895	0	NR
380	0	NR	510	425	NR	640	677	NR	770	12	NR	900	0	NR
385	0	NR	515	446	NR	645	613	NR	775	10	NR	905	0	NR
390	0	NR	520	459	NR	650	549	NR	780	9	NR	910	0	NR
395	0	NR	525	473	NR	655	485	NR	785	7	NR	915	0	NR
400	1	NR	530	490	NR	660	425	NR	790	6	NR	920	0	NR
405	2	NR	535	511	NR	665	371	NR	795	5	NR	925	0	NR
410	5	NR	540	535	NR	670	321	NR	800	4	NR	930	0	NR
415	11	NR	545	565	NR	675	276	NR	805	4	NR	935	0	NR
420	24	NR	550	595	NR	680	238	NR	810	3	NR	940	0	NR
425	47	NR	555	631	NR	685	203	NR	815	3	NR	945	0	NR
430	86	NR	560	672	NR	690	174	NR	820	2	NR	950	0	NR
435	144	NR	565	715	NR	695	148	NR	825	2	NR	955	0	NR
440	224	NR	570	763	NR	700	124	NR	830	2	NR	960	0	NR
445	342	NR	575	814	NR	705	105	NR	835	2	NR	965	0	NR
450	446	NR	580	866	NR	710	88	NR	840	1	NR	970	0	NR
455	357	NR	585	912	NR	715	73	NR	845	1	NR	975	0	NR
460	237	NR	590	954	NR	720	59	NR	850	1	NR	980	0	NR
465	202	NR	595	981	NR	725	48	NR	855	1	NR	985	0	NR
470	172	NR	600	996	NR	730	40	NR	860	1	NR	990	0	NR
475	152	NR	605	996	NR	735	34	NR	865	1	NR	995	0	NR
480	171	NR	610	980	NR	740	29	NR	870	0	NR	1000	0	NR
485	210	NR	615	947	NR	745	25	NR	875	0	NR			

REPORT NUMBER: SP1-2407-176-7

Scotopic Flux vs. Wavelength



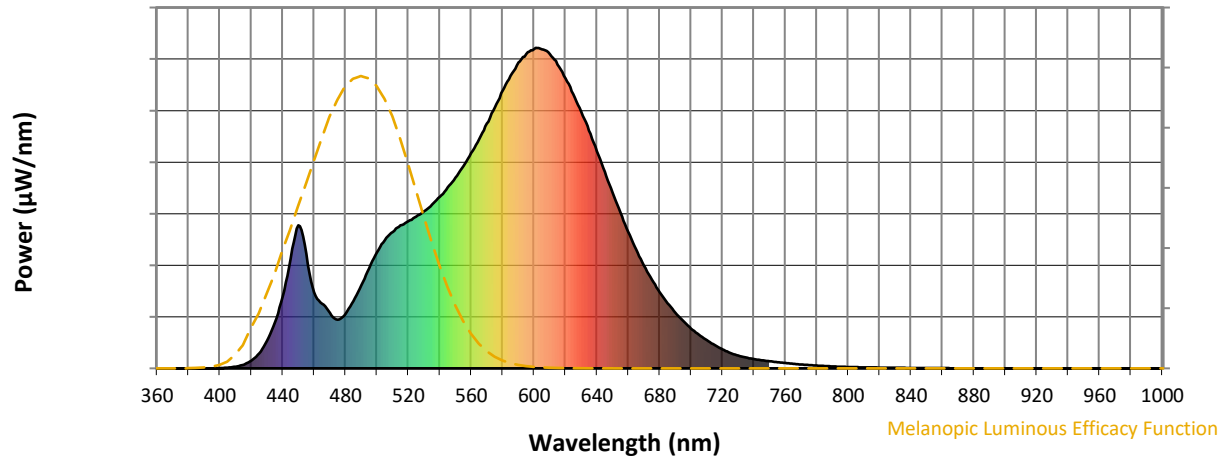
Scotopic Lumens: NR

S/P: 1.32

λ (nm)	Power W [^] /nm	Lumens (ϕ /nm)	λ (nm)	Power W [^] /nm	Lumens (ϕ /nm)	λ (nm)	Power W [^] /nm	Lumens (ϕ /nm)	λ (nm)	Power W [^] /nm	Lumens (ϕ /nm)	λ (nm)	Power W [^] /nm	Lumens (ϕ /nm)
360	0	NR	490	260	NR	620	905	NR	750	22	NR	880	0	NR
365	0	NR	495	312	NR	625	856	NR	755	19	NR	885	0	NR
370	0	NR	500	362	NR	630	801	NR	760	17	NR	890	0	NR
375	0	NR	505	399	NR	635	742	NR	765	14	NR	895	0	NR
380	0	NR	510	425	NR	640	677	NR	770	12	NR	900	0	NR
385	0	NR	515	446	NR	645	613	NR	775	10	NR	905	0	NR
390	0	NR	520	459	NR	650	549	NR	780	9	NR	910	0	NR
395	0	NR	525	473	NR	655	485	NR	785	7	NR	915	0	NR
400	1	NR	530	490	NR	660	425	NR	790	6	NR	920	0	NR
405	2	NR	535	511	NR	665	371	NR	795	5	NR	925	0	NR
410	5	NR	540	535	NR	670	321	NR	800	4	NR	930	0	NR
415	11	NR	545	565	NR	675	276	NR	805	4	NR	935	0	NR
420	24	NR	550	595	NR	680	238	NR	810	3	NR	940	0	NR
425	47	NR	555	631	NR	685	203	NR	815	3	NR	945	0	NR
430	86	NR	560	672	NR	690	174	NR	820	2	NR	950	0	NR
435	144	NR	565	715	NR	695	148	NR	825	2	NR	955	0	NR
440	224	NR	570	763	NR	700	124	NR	830	2	NR	960	0	NR
445	342	NR	575	814	NR	705	105	NR	835	2	NR	965	0	NR
450	446	NR	580	866	NR	710	88	NR	840	1	NR	970	0	NR
455	357	NR	585	912	NR	715	73	NR	845	1	NR	975	0	NR
460	237	NR	590	954	NR	720	59	NR	850	1	NR	980	0	NR
465	202	NR	595	981	NR	725	48	NR	855	1	NR	985	0	NR
470	172	NR	600	996	NR	730	40	NR	860	1	NR	990	0	NR
475	152	NR	605	996	NR	735	34	NR	865	1	NR	995	0	NR
480	171	NR	610	980	NR	740	29	NR	870	0	NR	1000	0	NR
485	210	NR	615	947	NR	745	25	NR	875	0	NR			

REPORT NUMBER: SP1-2407-176-7

Melanopic Flux vs. Wavelength



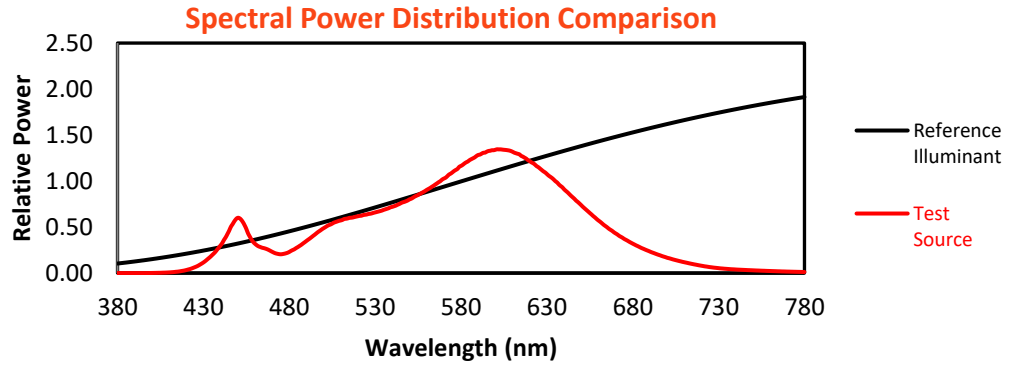
Melanopic Lumens: NR

M/P: 2.51

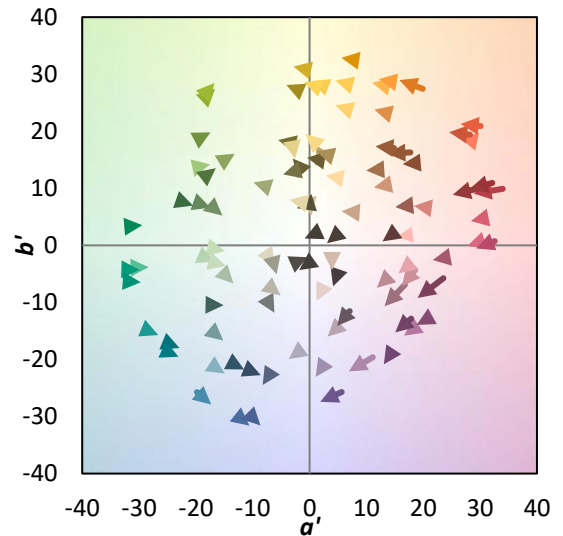
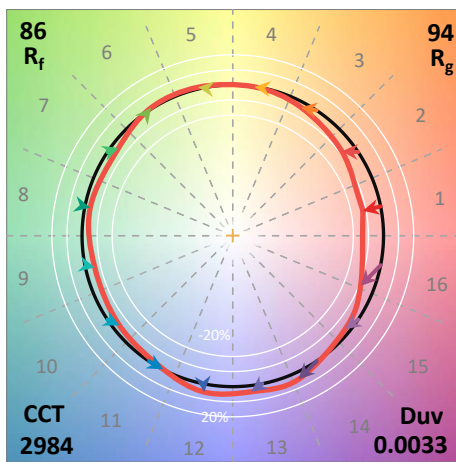
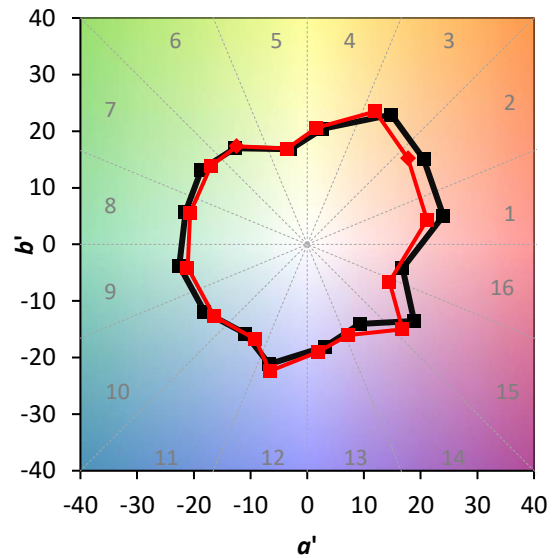
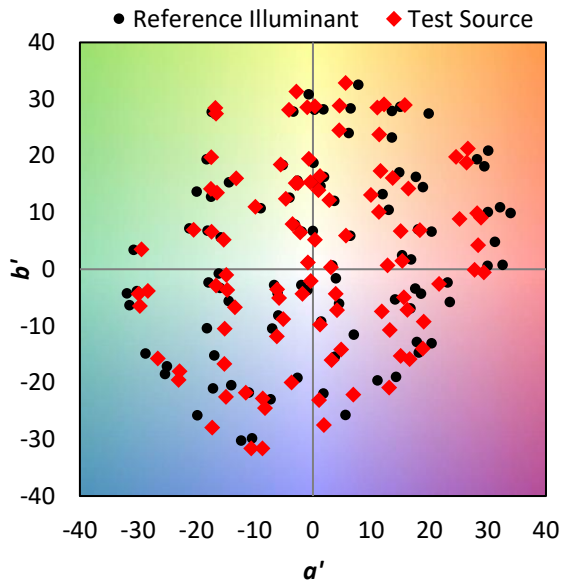
λ (nm)	Power W [^] /nm	Lumens (φ/nm)	λ (nm)	Power W [^] /nm	Lumens (φ/nm)	λ (nm)	Power W [^] /nm	Lumens (φ/nm)	λ (nm)	Power W [^] /nm	Lumens (φ/nm)	λ (nm)	Power W [^] /nm	Lumens (φ/nm)
360	0	NR	490	260	NR	620	905	NR	750	22	NR	880	0	NR
365	0	NR	495	312	NR	625	856	NR	755	19	NR	885	0	NR
370	0	NR	500	362	NR	630	801	NR	760	17	NR	890	0	NR
375	0	NR	505	399	NR	635	742	NR	765	14	NR	895	0	NR
380	0	NR	510	425	NR	640	677	NR	770	12	NR	900	0	NR
385	0	NR	515	446	NR	645	613	NR	775	10	NR	905	0	NR
390	0	NR	520	459	NR	650	549	NR	780	9	NR	910	0	NR
395	0	NR	525	473	NR	655	485	NR	785	7	NR	915	0	NR
400	1	NR	530	490	NR	660	425	NR	790	6	NR	920	0	NR
405	2	NR	535	511	NR	665	371	NR	795	5	NR	925	0	NR
410	5	NR	540	535	NR	670	321	NR	800	4	NR	930	0	NR
415	11	NR	545	565	NR	675	276	NR	805	4	NR	935	0	NR
420	24	NR	550	595	NR	680	238	NR	810	3	NR	940	0	NR
425	47	NR	555	631	NR	685	203	NR	815	3	NR	945	0	NR
430	86	NR	560	672	NR	690	174	NR	820	2	NR	950	0	NR
435	144	NR	565	715	NR	695	148	NR	825	2	NR	955	0	NR
440	224	NR	570	763	NR	700	124	NR	830	2	NR	960	0	NR
445	342	NR	575	814	NR	705	105	NR	835	2	NR	965	0	NR
450	446	NR	580	866	NR	710	88	NR	840	1	NR	970	0	NR
455	357	NR	585	912	NR	715	73	NR	845	1	NR	975	0	NR
460	237	NR	590	954	NR	720	59	NR	850	1	NR	980	0	NR
465	202	NR	595	981	NR	725	48	NR	855	1	NR	985	0	NR
470	172	NR	600	996	NR	730	40	NR	860	1	NR	990	0	NR
475	152	NR	605	996	NR	735	34	NR	865	1	NR	995	0	NR
480	171	NR	610	980	NR	740	29	NR	870	0	NR	1000	0	NR
485	210	NR	615	947	NR	745	25	NR	875	0	NR			

Summary

$R_f = 85.8$
 $R_g = 94.1$
 $CIE R_a = 81.8$
 $R_g = -1.1$

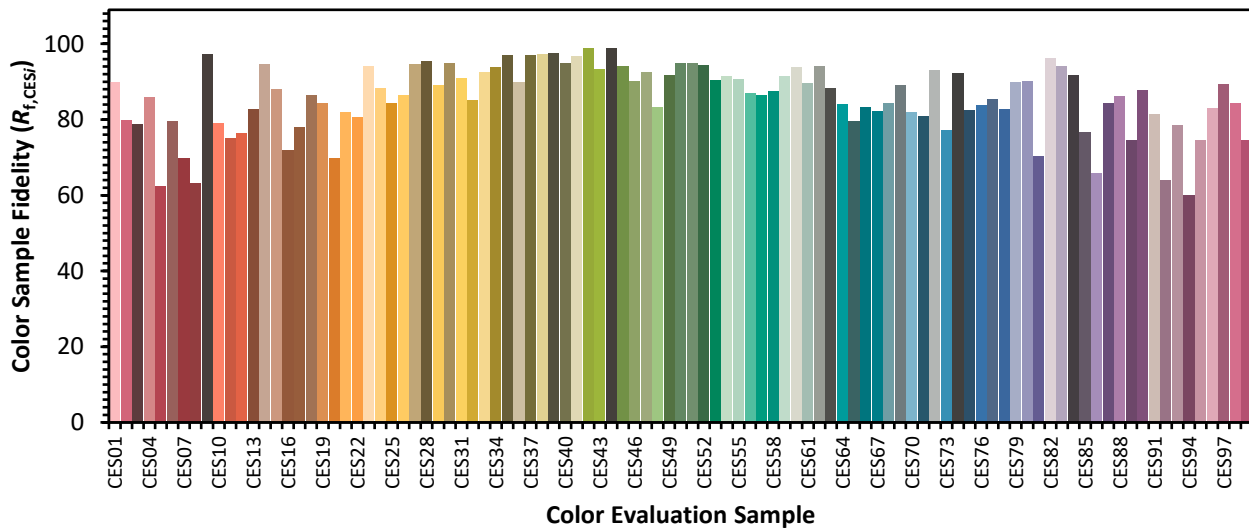


Color Vector Graphics

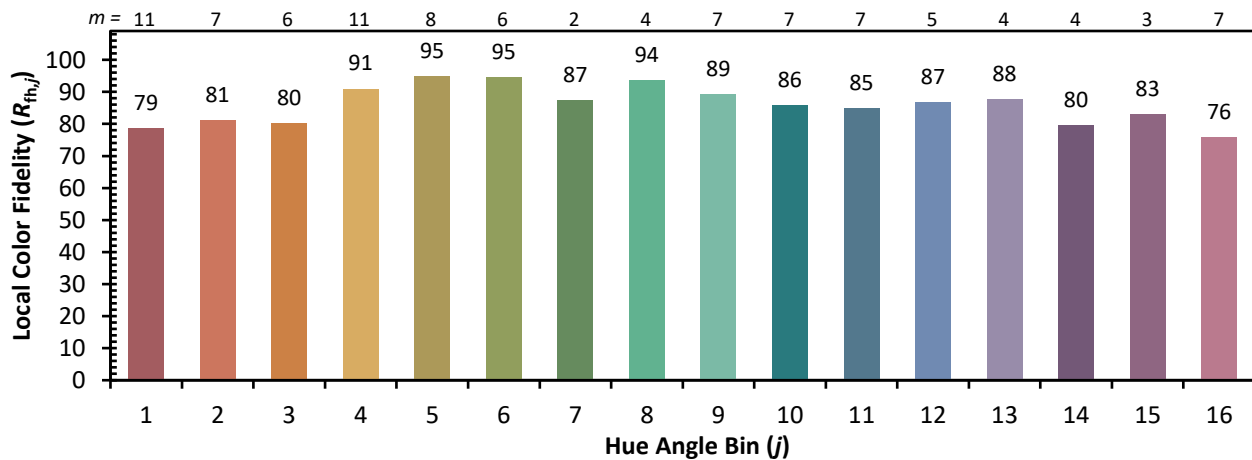
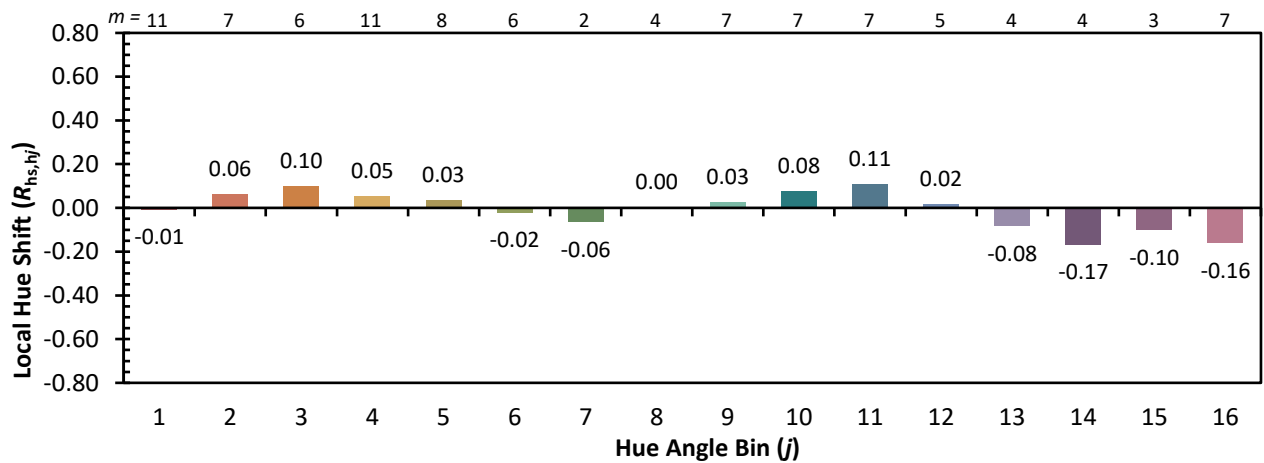
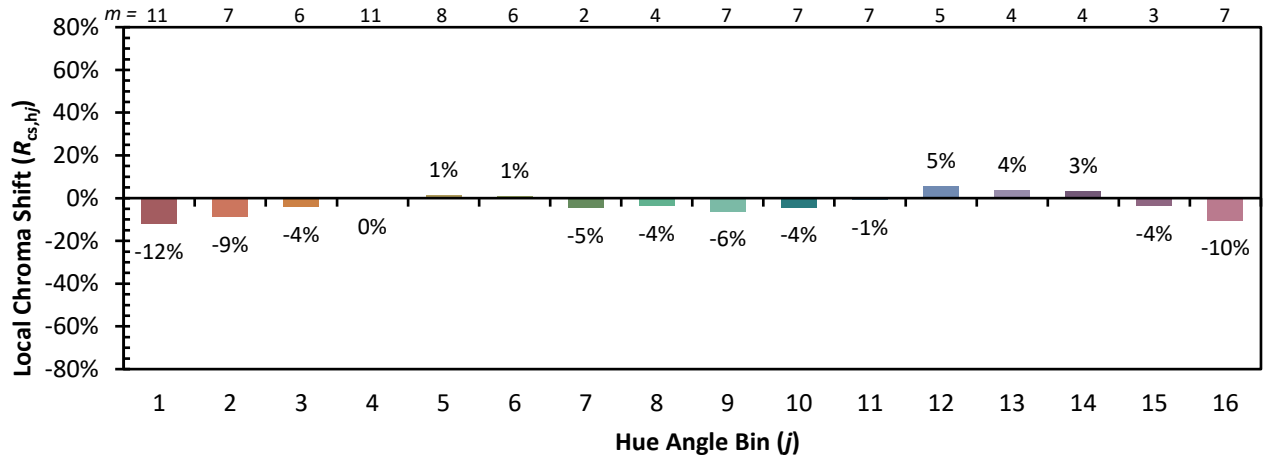


Individual Sample Fidelity Index ($R_{f,i}$)

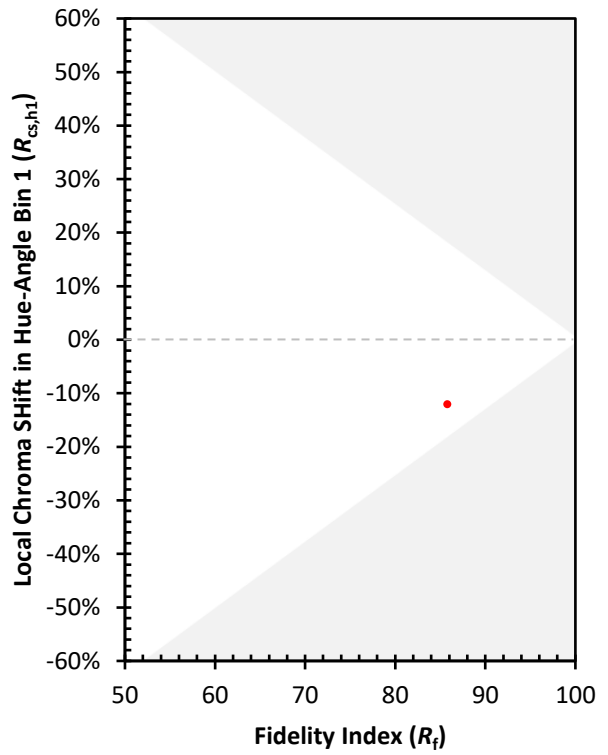
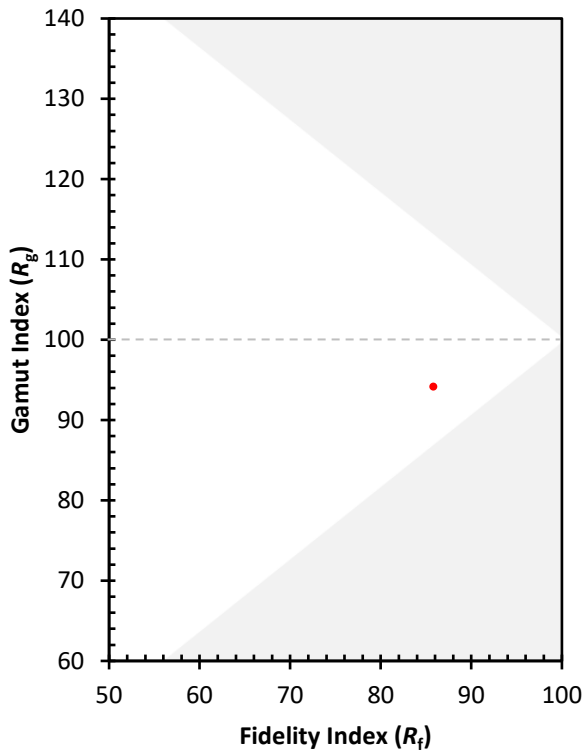
CES01 = 86	CES26 = 86	CES51 = 95	CES76 = 84
CES02 = 63	CES27 = 95	CES52 = 94	CES77 = 86
CES03 = 31	CES28 = 95	CES53 = 90	CES78 = 83
CES04 = 70	CES29 = 89	CES54 = 91	CES79 = 90
CES05 = 50	CES30 = 95	CES55 = 91	CES80 = 90
CES06 = 51	CES31 = 91	CES56 = 87	CES81 = 70
CES07 = 42	CES32 = 85	CES57 = 86	CES82 = 96
CES08 = 41	CES33 = 93	CES58 = 87	CES83 = 94
CES09 = 29	CES34 = 94	CES59 = 92	CES84 = 92
CES10 = 76	CES35 = 97	CES60 = 94	CES85 = 77
CES11 = 59	CES36 = 90	CES61 = 90	CES86 = 66
CES12 = 65	CES37 = 97	CES62 = 94	CES87 = 84
CES13 = 43	CES38 = 97	CES63 = 88	CES88 = 86
CES14 = 74	CES39 = 98	CES64 = 84	CES89 = 75
CES15 = 72	CES40 = 95	CES65 = 80	CES90 = 88
CES16 = 47	CES41 = 97	CES66 = 83	CES91 = 81
CES17 = 50	CES42 = 99	CES67 = 82	CES92 = 64
CES18 = 56	CES43 = 93	CES68 = 84	CES93 = 79
CES19 = 72	CES44 = 99	CES69 = 89	CES94 = 60
CES20 = 67	CES45 = 94	CES70 = 82	CES95 = 74
CES21 = 87	CES46 = 90	CES71 = 81	CES96 = 83
CES22 = 79	CES47 = 93	CES72 = 93	CES97 = 89
CES23 = 92	CES48 = 83	CES73 = 77	CES98 = 84
CES24 = 91	CES49 = 92	CES74 = 92	CES99 = 75
CES25 = 72	CES50 = 95	CES75 = 83	



Color Rendition by Hue-Angle Bin



Measure Comparisons



(END OF REPORT)